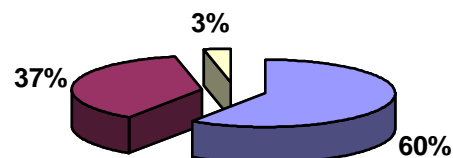


SITUATIA RESURSELOR UMANE IN INVATAMANTUL TVET DIN REGIUNEA SUD -EST

| Nr. crt. | JUDEȚUL | NORME DIDACTICE | | | DIN CARE OCUPATE CU: | | | | | | | | | | | | | | | | | |
|-------------------------|-----------|-----------------|----------------|---------------|----------------------|--------------|----------------|--------------|--------------|-------------|------------------------|--------------|---------------|--------------|---------------|--------------|--------------------------|-------------|--------------|--------------|--------------|--------------|
| | | total | di n care | | TITULARI | | | | | | SUPLINITORI CALIFICATI | | | | | | SUPLINITORI NECALIFICATI | | | | | |
| | | | urban | rural | total | % | DIN CARE | | | | total | % | DIN CARE | | | | total | % | DIN CARE | | | |
| | | | | | | Urban | % | rural | % | total | % | Urban | % | rural | % | total | % | Urban | % | rural | % | |
| | CONSTANTA | 582.48 | 555.88 | 26.60 | 419.63 | 72.04 | 401.25 | 95.62 | 18.38 | 4.38 | 160.45 | 27.55 | 153.35 | 95.57 | 7.10 | 4.43 | 2.40 | 0.41 | 1.28 | 53.33 | 1.12 | 46.67 |
| | TULCEA | 149.17 | 124.79 | 24.38 | 67.55 | 45.28 | 65.55 | 97.04 | 2.00 | 2.96 | 64.72 | 43.39 | 51.56 | 79.67 | 13.16 | 20.33 | 16.90 | 11.33 | 7.68 | 45.44 | 9.22 | 54.56 |
| | BUZAU | 463.21 | 365.27 | 97.94 | 283.99 | 61.31 | 238.40 | 83.95 | 45.59 | 16.05 | 171.46 | 37.02 | 125.87 | 73.41 | 45.59 | 26.59 | 7.76 | 1.68 | 1.00 | 12.89 | 6.76 | 87.11 |
| | BRAILA | 314.25 | 303.50 | 10.75 | 191.50 | 60.94 | 190.75 | 99.61 | 0.75 | 0.39 | 114.00 | 36.28 | 109.50 | 96.05 | 4.50 | 3.95 | 8.75 | 2.78 | 3.25 | 37.14 | 5.50 | 62.86 |
| | GALATI | 749.11 | 702.68 | 46.43 | 398.17 | 53.15 | 389.42 | 97.80 | 8.75 | 2.20 | 308.86 | 41.23 | 288.48 | 93.40 | 20.38 | 6.60 | 42.08 | 5.62 | 24.78 | 58.89 | 17.30 | 41.11 |
| | VRANCEA | 210.11 | 179.67 | 30.44 | 109.80 | 52.26 | 103.73 | 94.47 | 6.07 | 5.53 | 98.78 | 47.01 | 75.94 | 76.88 | 22.84 | 23.12 | 1.53 | 0.73 | 0.00 | 0.00 | 1.53 | 100 |
| TOTAL PE REGIUNE | | 2468.33 | 2231.79 | 236.54 | 1470.64 | 59.58 | 1389.10 | 94.46 | 81.54 | 5.54 | 918.27 | 37.20 | 804.70 | 87.63 | 113.57 | 12.37 | 79.42 | 3.22 | 37.99 | 47.83 | 41.43 | 52.17 |

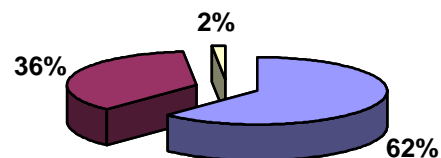
| | total | in mediul urban | in mediul rural |
|--------------------------|---------|-----------------|-----------------|
| TITULARI | 1470.64 | 1389.10 | 81.54 |
| SUPLINITORI CALIFICATI | 918.27 | 804.7 | 113.57 |
| SUPLINITORI NECALIFICATI | 79.42 | 37.99 | 41.43 |

STRUCTURA PERSONALULUI DIDACTIC DE SPECIALITATE IN INVATAMANTUL TVET DIN REGIUNEA SUD - EST



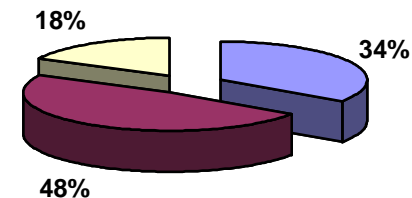
■ TITULARI
■ SUPLINITORI CALIFICATI
■ SUPLINITORI NECALIFICATI

STRUCTURA PERSONALULUI DIDACTIC DE SPECIALITATE IN INVATAMANTUL TVET DIN MEDIUL URBAN IN REGIUNEA SUD - EST



■ TITULARI
■ SUPLINITORI CALIFICATI
■ SUPLINITORI NECALIFICATI

STRUCTURA PERSONALULUI DIDACTIC DE SPECIALITATE IN INVATAMANTUL TVET DIN MEDIUL RURAL IN REGIUNEA SUD - EST



■ TITULARI
■ SUPLINITORI CALIFICATI
■ SUPLINITORI NECALIFICATI